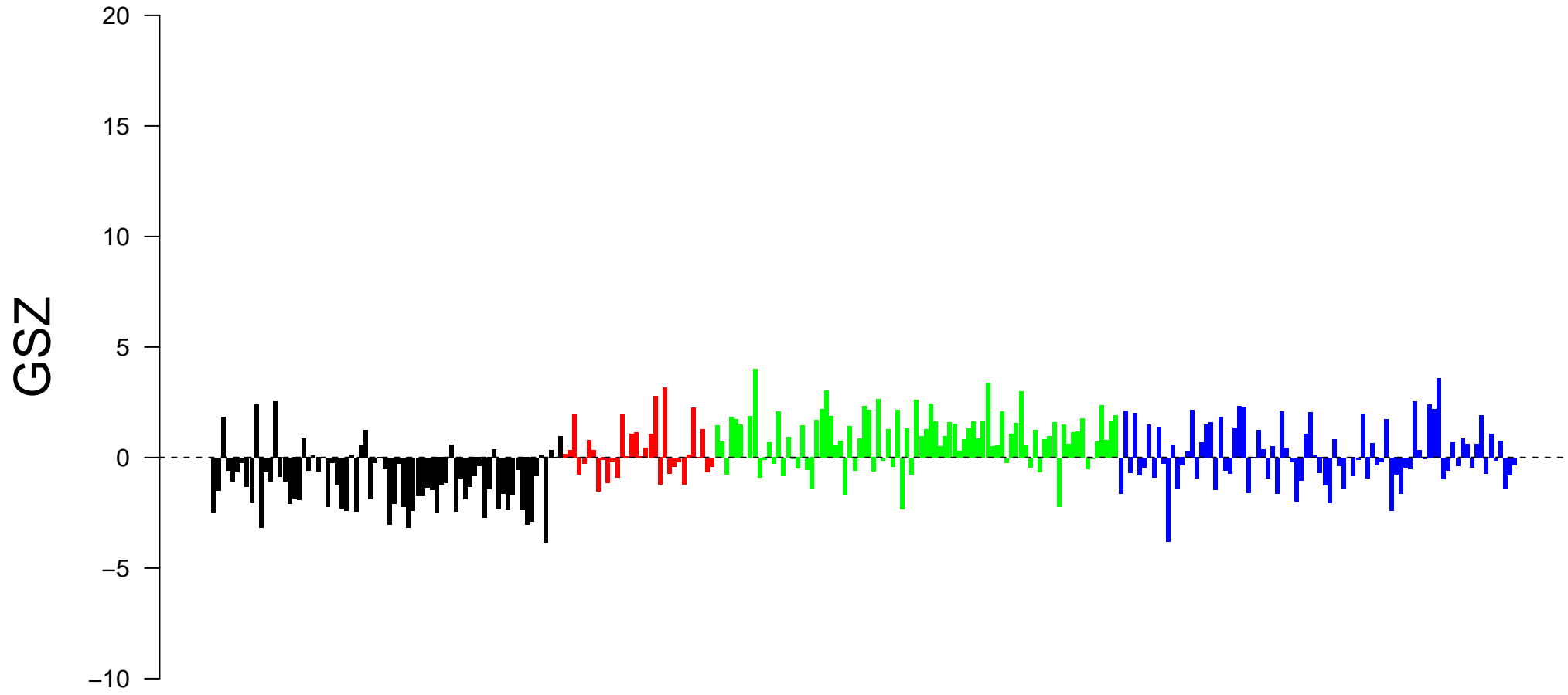
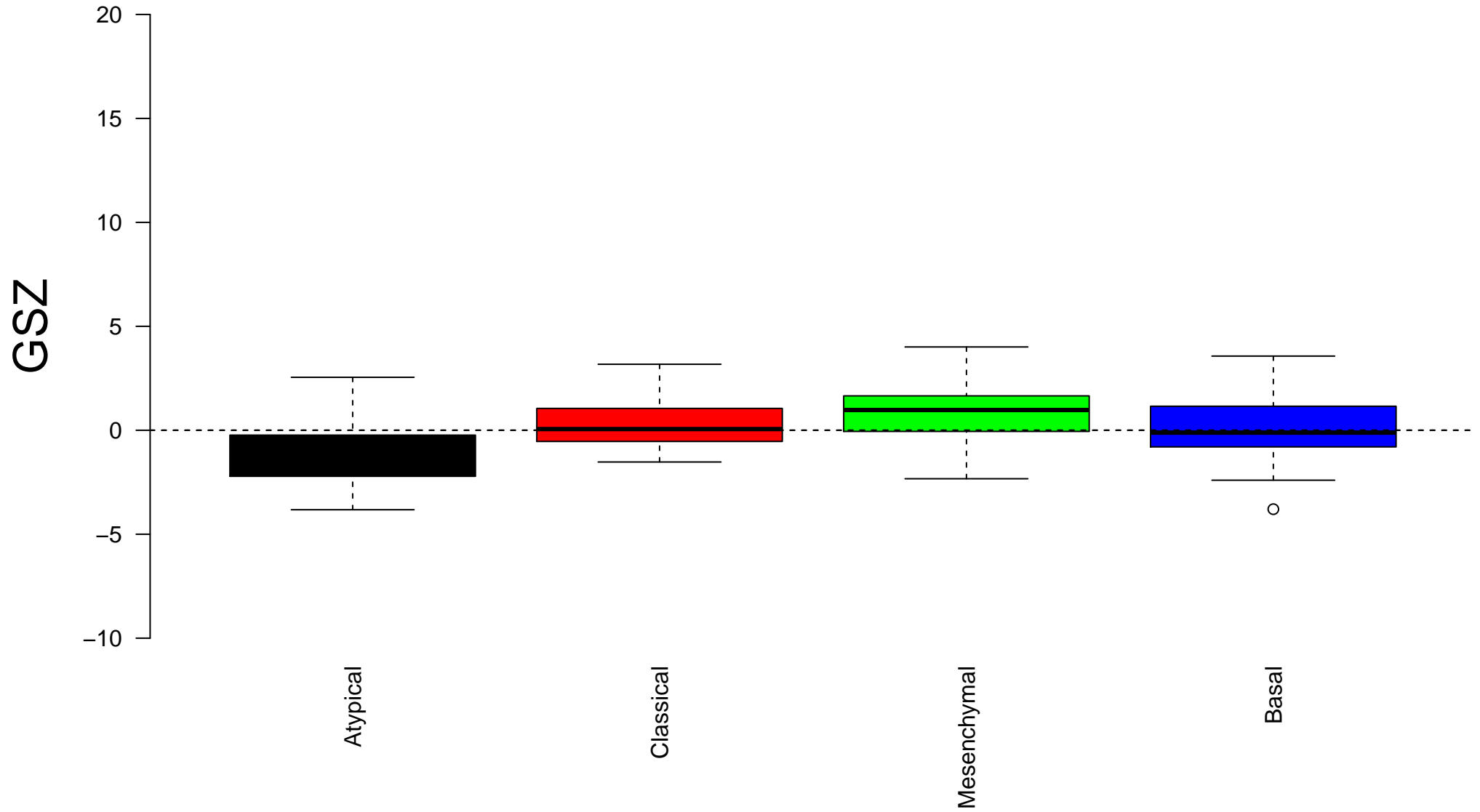



hsa-miR-126




hsa-miR-126




Enrichment in spots: hsa-miR-126




Expression of hsa-miR-126 in Spot A




Expression of hsa-miR-126 in Spot B




Expression of hsa-miR-126 in Spot C




Expression of hsa-miR-126 in Spot D




Expression of hsa-miR-126 in Spot E




Expression of hsa-miR-126 in Spot F




Expression of hsa-miR-126 in Spot G




Expression of hsa-miR-126 in Spot H




Expression of hsa-miR-126 in Spot I



Expression of hsa-miR-126 in Spot J



Expression of hsa-miR-126 in Spot K



Expression of hsa-miR-126 in Spot L

Δe

2

1


0

-1


-2



Expression of hsa-miR-126 in Spot M



Expression of hsa-miR-126 in Spot N



Expression of hsa-miR-126 in Spot O

Δe

2

1


0

-1


-2



Expression of hsa-miR-126 in Spot P



Expression of hsa-miR-126 in Spot Q



Expression of hsa-miR-126 in Spot R

